

GADD Analytics 1.4 – Samples

This document includes references to some of the new features in release 1.4 and the sample that are included in the GADD Dashboard Express download.

GADD Dashboard Express

The GADD Dashboard Express can be downloaded from our site and includes the GADD Dashboard Builder, a Windows application, and the GADD Dashboard Viewer that makes the dashboards available via a Windows form and via your web browser.

And samples are included to illustrate how to use different features.

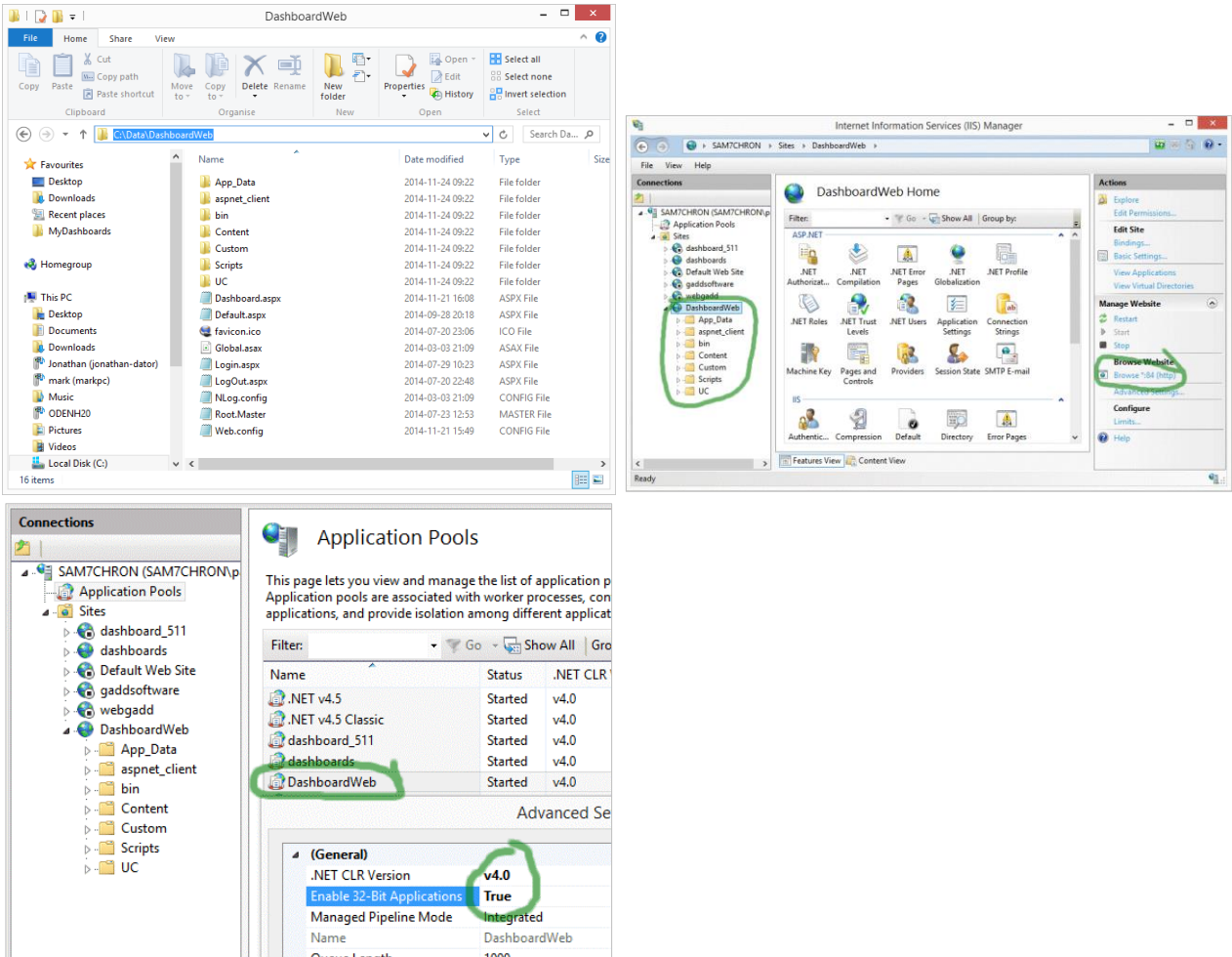
For making the dashboards available on your Intranet or via Internet you need the GADD Dashboard Server.



GADD Dashboards available on any device via web browser.

References to samples

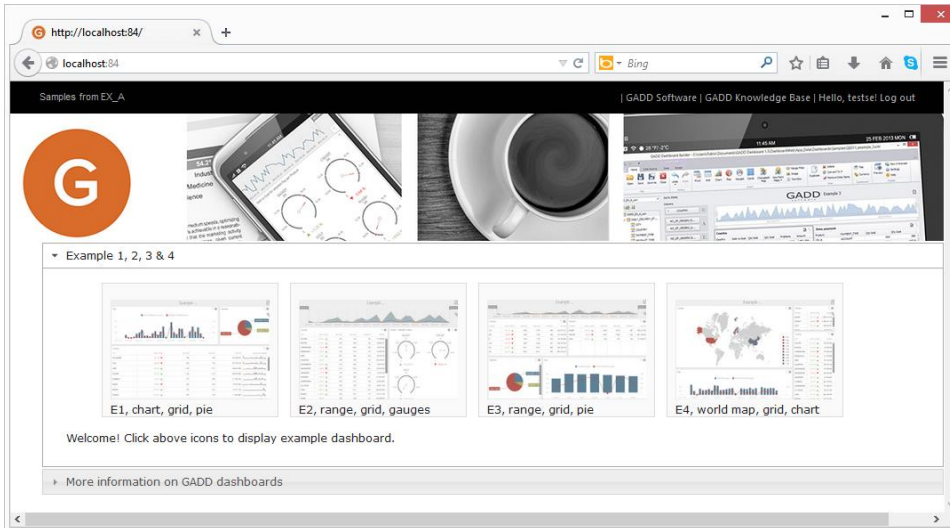
Start with setting up IIS for web site DashboardWeb. E.g. like below where port 84 is used:



See [GADD_How_to_set_up_GADD_Server.pdf](#) for more information on how to set up.

Main sample

The site Samples is default. Use e.g. <http://localhost:84> or <http://localhost:84/site/samples>



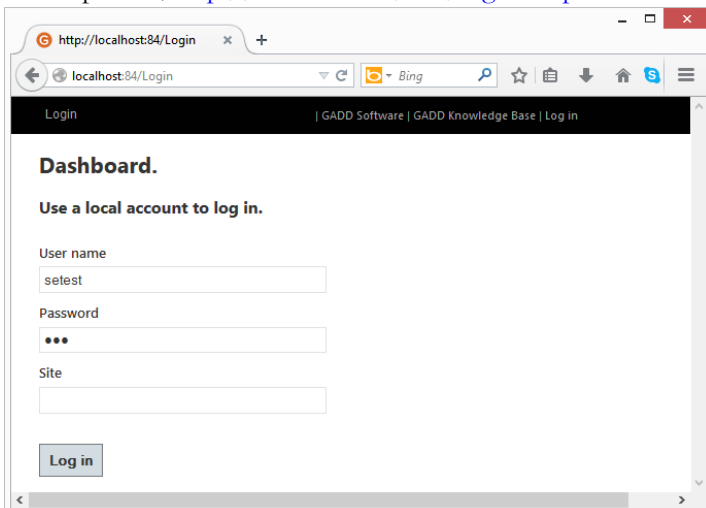
User login sample

See chapter; “3.1.11 Sample Site.config (before named project.xml)”

In document; GADD_How_to_setup_configure_GADD_Server.pdf

Available on <http://gaddsoftware.com/downloads/>

In sample use; <http://localhost:84/site/loginsample>



Login using; User: testSE and password: 123

See e.g.; site.config in folder; C:\Data\DashboardWeb\App_Data\Dashboards\LoginSample

```
<Users>
<User>
  <UserId>testSE</UserId>
  <Password>123</Password>
</User>
</Users>
```

```
<Variables>
  <UserVariable>
    <Key>COUNTRY</Key>
    <Value>SE</Value>
  </UserVariable>
</Variables>
</User>
```

...

Calling dashboard using hidden and encrypted parameters

See chapter; “4.4.1. Encrypted Parameter Example

In document; GADD_How_to_setup_configure_GADD_Server.pdf

See file; index.aspx in folder; C:\Data\DashboardWeb\Custom\ParameterSample

See file; parametermap.txt in folder;

C:\Data\DashboardWeb\App_Data\Dashboards\ParameterSample\custom

E.g.

<i>ColumnName</i>	<i>ParameterName</i>	<i>Operand</i>
USER_ID	userid	=

See also;

Iframe Parameter example;

<http://dashboard.gaddsoftware.com/custom/parametersample/index.aspx>